



# Spare Parts List 2014

# GSD

**06 08 050**  
**Gas Valve Sigma 840 GSD 22-56**




**06 25 350**  
**Ionisation Electrode GSD**



**06 08 057**  
**Gas Valve 822-220 V GSD 65-80**



**04 85 070**  
**Electrode Gasket GSE 18-104**



**06 08 025**  
**Gas Valve V4400F1032 GSD 90-95**




**06 29 033**  
**Leak Safe Thermostat**



**06 07 090**  
**Gas Valve 3/4 GSD 90-95**



**31 01 935**  
**Maximum Thermostat**



**06 15 085**  
**Burner Control GSD Argus 864**



**30 22 820 GSD 20 -56**  
**30 22 825 GSD 65 - 90**  
**Leak Safe & Max Stat Complete**



**06 23 296**  
**Ionisation Cable GSD Reba**




**06 07 604**  
**Pressure Switch 0.2-3m bar**  
**Huba**



**06 23 295**  
**Ignition Cable GSD Reba**




**31 03 275**  
**Flue Fan Service. Set GSD 22-35**



**06 28 195**  
**Reset Button GSD 24V DC**




**31 03 276**  
**Flue Fan Service Set GSD 45-56**



**06 28 191**  
**Reset Button GSD 24V DC**



**31 03 277**  
**Flue Fan Service Set GSD 65-95**



**06 25 347**  
**Ignition Electrode GSD**



**06 29 057**  
**Sensor Temp GSD 22-95**




# GSD


**31 09 001**  
**Fan Guard Axial Fan 356**  
**GSD 22-27**



**31 09 002**  
**Fan Guard Axial Fan 406**  
**GSD 35**




**31 09 003**  
**Fan Guard Axial Fan 457**  
**GSD 45**



**31 09 004**  
**Fan Guard Axial Fan 490**  
**GSD 56**



**31 09 002**  
**Fan Guard Axial Fan 490**  
**GSD 65**



**31 09 002**  
**Fan Guard Axial Fan 490**  
**GSD 80-95**



**06 29 191**  
**GSD OptiTherm Wall Controller**



**06 29 190**  
**GSD BaseTherm Wall Controller**



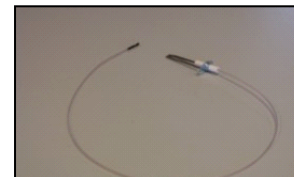


# GNSE

**06 08 082**  
**Gas Valve 830 EFD GSE 18-49**




**06 25 346 –**  
**Ignition Electrode SIT**



**06 08 050**  
**Gas Valve Sigma 840 GSE 18-59**



**04 85 070**  
**Electrode Gasket GSE 18-104**



**06 08 057**  
**Gas Valve 822-220 V GSE 55-104 & D Type**



**31 01 930**  
**Fan Thermostat Complete**



**06 08 025**  
**Gas Valve V4400F 1032 E 98-104**



**31 01 935**  
**Maximum Thermostat**



**06 07 090**  
**Gas Valve 3/4 E 98-104**




**06 07 604**  
**Pressure Switch 0.2-3m bar**  
**Huba**



**06 08 058**  
**Burner Control Sit.503**




**31 03 275**  
**Flue Fan Service. Set 18-37**




**06 08 052**  
**Burner Control 579 DBC**



**31 03 276**  
**Flue Fan Service Set 44-59**



**06 08 053**  
**PCB Interface DBC Sigma**



**31 03 277**  
**Flue Fan Service Set 66-98**




**06 08 056**  
**Burner Control DBC 571 GTE**



**31 03 278**  
**Flue Fan Service Set 104 Rear**



**06 25 349**  
**Ionisation Electrode GSE**




**31 09 001**  
**Fan Guard Axial Fan 356 Type**  
**18-28**




**31 09 002**  
Fan Guard Axial Fan 406 33,66  
& W42




**13 30 049**  
Cross Ignit. Device 24-28




**31 09 003**  
Fan Guard, Axial Fan 457  
44/4988/104




**13 30 050** Cross Ignit Device 18-98




**31 09 004**  
Fan Guard, Axial Fan 490 55-59 +  
W82



**Overcross Burner t / m 98** from  
1980 t / m 1996




**06 28 240**  
Relay Base P2F-05-E Infra & D



**13 30 059**  
Over cross Burner t / m 28 from  
1980 t / m 1996




**06 28 242**  
Relay 230 Van Infra & D Unit




**31 01 315**  
Cross Ignit Device-Cpl 18-98




**06 28 255**  
Relay 230V



**04 31 000**  
Heat Resistance Glass 40x40x3




**06 28 256**  
Relay Base




**06 08 040**  
Valve Sit Nova 820 24V Pz 18-74



**13 38 912**  
Lox Nox Burner Strip 18-98



**06 08 057**  
Gas Valve 822 220V EFD 55-104  
GNSTE




**13 38 913**  
Nox Burner Strip + Slot 18-98



**06 08 021**  
Gas Valve V8800 24V Pz 88-98



**13 30 050**  
Cross Ignit. Device 18 98



**06 08 021**  
Gas Control V8600A







**06 07 060**  
**Solenoid Valve Pilot Burner**




**06 29 008**  
**Double Themostate L4064B**




**50 17 640**  
**Pilot Burner Set N.Gas (e) Unit**




**30 02 744**  
**Safety Therm Piezo for**




**50 17 645**  
**Pilot Burner Set N.G Piezo**




**30 02 745**  
**Landis + Gyr Therm Piezo**




**50 17 650**  
**Pilot Burner Set Prop (E-Unit)**




**31 06 655**  
**L/Safe lmit + Brk**




**50 17 655**  
**Pilot Burnr Set Lpg Pie Piezo**



**31 01 901**  
**Micro-Switch-Cpl Flue Fan A-H**




**06 25 300**  
**Piezo Igniter Q635A**




**06 15 047**  
**Pactrol Box P16 Fi/v05**  
**€185.00**



**06 07 203**  
**Thermo-Couple 75cm**




**06 15 038**  
**Connector Te12-Mw11**



**06 07 205**  
**Spacer-Pilot Burner**




**06 28 333**  
**F.Fan Relay My2 Ussv 24V**




**30 02 000**  
**Reset Button 220V-H**




**06 28 330**  
**Relay 2 Pole 8 Pin**



**30 02 001**  
**Reset Button 24V A-H**




**30 02 850**  
**PCB Soldered Piezo CE 24Volt**




# GS +


**30 02 852**  
**PCB Soldered ECE 24V Holland**



**06 21 665**  
**Axil Fan Complete 35, 40 and 80**




**30 02 854**  
**PCB Soldered ECE 230 Volt**




**06 21 663**  
**Fan T300 No Cable**




**30 02 891**  
**PCB Soldered Gu Holland A-H**



**06 21 664**  
**Fan T400 No Cable**




**30 02 897**  
**PCB Soldered Gu Holland a-H**



**06 00 840**  
**Combustion Air Fan G+35/40/60**



**06 28 231**  
**Timer Delay Board 45/120s GTE**



**06 00 842**  
**Combustion Air Fan G 80 + 100**



**06 313 00**  
**MPVC Control**  
**0-10 Volt Control**




**06 00 844**  
**Combustion Air Fan 150-200**




**06 28 235**  
**Crozet Time Delay Relay 220 v**



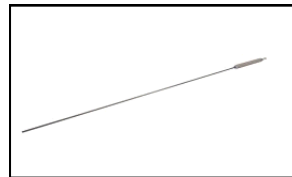
**06 25 360**  
**Electrode Set G+ 35 to 100**



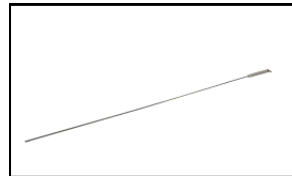
**12 90 847**  
**Electrode Set G+ -150 + & 200**




**30 22 403**  
**Condensate Water Sensor G + 35-100**



**30 22 404**  
**Water Level Sensor G+150 - 200**



**06 03 410**  
Burner L=356 G+ 40,60,80



**06 29 033**  
Leak Safe thermo +35 - 150



**06 03 415**  
Burner L=475 G+ 100



**19 99 075**  
Gasket Set G + 35 - 100



**06 08 076**  
Gas Control 822 G + 60 80 100




**19 99 076**  
Gasket Set G + 150-200




**06 08 082**  
Gas Control 830 EFD




**30 03 102**  
Control Panel  
Microprocessor G+35



**06 08 094**  
Gas Control 848 G + 35/40




**30 03 103**  
Control Panel  
Microprocessor GT + 40



**06 08 220**  
Gas Valve with Block G +  
150/200



**30 03 104**  
Control Panel  
Microprocessor G + 60



**04 01 604**  
AGM Gas Mixer 35 & 40 K  
Wiring




**30 03 105**  
Control Panel  
Microprocessor G + 80



**04 01 606**  
AGM Gas Mixer 60-80 kW




**30 03 106**  
Control Panel  
Microprocessor G + 100  
€333.00



**04 01 608**  
AGM Gas Mixer 100kW




**30 03 107**  
Control Panel  
Microprocessor G +150



**06 29 055**  
Outlet Temp Sensor  
G+ 30 150 LF-2



**31 00 599**  
Siphon CPL GS+ 30 to 100



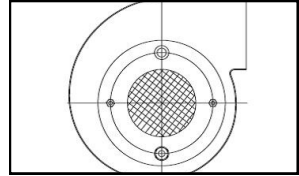


# INFRA

31 00 595  
Siphon CPL GS + 150



60 00 801  
Flue Fan 508-128 Infra



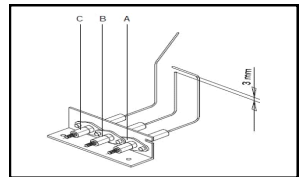
06 07 604  
Pressure Switch 0.2-3  
Mbar



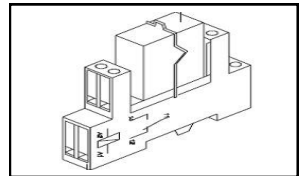
06 08 058  
Burner Control Sit  
503



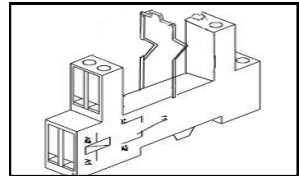
30 22 226  
Electrode Set Infra




06 28 215  
Relay 10A 23V



06 28 216  
Relay base and Clip



06 08 054  
Sit Ctrl Infra 579 DBC Sigma



**mark**<sup>®</sup>  
CLIMATE TECHNOLOGY  
FEELS BETTER, WORKS BETTER.

Mark Eire BV,  
Coolea, Macroom, Co.Cork

Tele: 026/45334 (x9)

Fax: 026/45383

email: [sales@markeire.com](mailto:sales@markeire.com)

site: [www.markgroup.eu](http://www.markgroup.eu)



# GS +

06 03 410  
GS Burner + 40,60,80  
€297



06 29 033  
Leak Safe thermo +35 t/m 150  
€36.00



06 03 415  
GS Burner 100 and 150  
€405



19 99 075  
Gasket Set G + 35 - 100  
€77.00



06 08 076  
Gas Control 822 G + m 100  
€103



19 99 076  
Gasket Set G + 150-200  
€108



06 08 082  
Gas Control GS + (bypass)  
€87.00




30 03 102  
Control Panel  
Microprocessor G+35  
€333



06 08 094  
Gas Control 848 G + 35/40  
€82.00




30 03 103  
Control Panel  
Microprocessor GT + 40  
€333



06 08 220  
Gas Valve with Block G +  
150/200




30 03 104  
Control Panel  
Microprocessor G + 60  
€333



04 01 604  
AGM Gas Mixer 35 & 40 K  
Wiring




30 03 105  
Control Panel  
Microprocessor G + 80  
€333



04 01 606  
AGM Gas Mixer 60-80kW  
€72.00



30 03 106  
Control Panel  
Microprocessor G + 100  
€333



04 01 608  
AGM Gas Mixer 100kW  
€87.00



30 03 107  
Control Panel  
Microprocessor G +150  
€333



06 29 055  
Outlet Temp Sensor GS+ m150  
€92.00




31 00 599  
Siphon CPL GS + 30 to 100  
€56.00





# GS +


**06 21 665**  
**Axil Fan Complete 35, 40 and 80**  
**€395**




**31 00 595**  
**Siphon CPL GS + 150**  
**€70.00**



**06 21 663**  
**Fan T300 No Cable**  
**€431**



**06 21 664**  
**Fan T400 No Cable**  
**€559**



**06 00 840**  
**Combustion Air Fan G+35/40/60**  
**€287**




**06 00 842**  
**Combustion Air Fan G 80 + 100**  
**€354**



**06 00 844**  
**Combustion Air Fan 150-200**  
**€759**



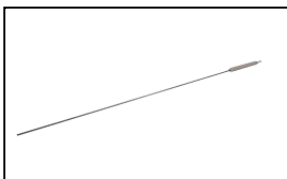
**06 25 360**  
**Electrode Set GS + m100**  
**€34.00**



**12 90 847**  
**Electrode Set -150 +GS**  
**€43.00**



**30 22 403**  
**Condensate Water Sensor HS + 35**  
**100**  
**€46.00**



**30 22 404**  
**Water Level Sensor G+150 - 200**  
**€56.00**

